

14th November, 2025

To,
The Department of Corporate Services,
BSE Ltd.,
1st floor, New Trading Ring,
Rotunda Building,
P.J. Towers, Dalal Street,
Fort, Mumbai - 400-001.

Dear Sir,

Re: Security Code No. 509650

Sub: Compliance under Regulations 30 and 47 of the SEBI (Listing Obligations & Disclosure Requirements) Regulations, 2015

Pursuant to Regulations 30 and 47 of the SEBI (Listing Obligations & Disclosure Requirements), Regulations 2015, we are enclosing herewith copies of Newspaper Advertisements of the Un-audited Financial Results of the Company for the quarter and half-year ended on 30th September, 2025 published in the Free Press Journal (in English) and Navshakti (in Marathi), Mumbai edition today, i.e. 14th November, 2025.

The aforesaid advertisements are also available on the website of the Company i.e., www.hhclbajaj.com

Kindly take the same on record.


Thanking you.


Yours faithfully,
For The Hindustan Housing Company Ltd.

(Johanna Louis)
Company Secretary and
Compliance Officer


Email id: johanna@bajajgroup.net.in

Encl: as above

THE HINDUSTAN HOUSING COMPANY LIMITED					
Regd. Office : Bajaj Bhavan, 2nd Floor, Jammalal Bajaj Marg, 226, Nariman Point, Mumbai - 400 021.					
Telephone : 69424200 CIN : L45200MH1934PLC002346 Website : hhclbajaj.com					
EXTRACT OF STATEMENT OF UNAUDITED FINANCIAL RESULTS OF THE COMPANY FOR THE QUARTER AND HALF YEAR ENDED 30 th SEPTEMBER, 2025					
(₹ in Lakhs)					
Sr. No.	Particulars	Quarter Ended		Half Year Ended	
		30.09.2025 (Unaudited)	30.06.2025 (Unaudited)	30.09.2024 (Unaudited)	30.09.2024 (Unaudited)
1	Total Income from Operations (net)	171.57	221.96	209.24	393.53
2	Net Profit/(Loss) for the period before tax	62.31	116.83	106.45	179.14
3	Net Profit/(Loss) for the period after tax	50.20	89.14	74.59	139.34
4	Total Comprehensive Income for the period (Comprising of Profit/(Loss) for the period (after tax) and Other Comprehensive Income (after tax)	(209.55)	462.57	1094.64	253.02
5	Equity Share Capital	6.05	6.05	6.05	6.05
6	Basic and Diluted Earnings Per Share (in Rs) (before and after extraordinary items) (Face value of Rs 25/- each)	207.44	368.35	308.22	575.79
Note : 1 The above is an extract of the detailed format of Quarterly Financial Results filed with BSE Ltd. under Regulation 33 of the SEBI (Listing Obligations and Other Disclosure Requirements) Regulations, 2015. The full format of the Quarterly/Half Year ended Financial Results are available on the Stock Exchange website www.bseindia.com and on the Company's website www.hhclbajaj.com. The same can be accessed by scanning the QR code given below.					
					
By Order of the Board of Directors For The Hindustan Housing Co. Ltd. Mahendra Gohel Chairman					
Mumbai: 13 th November, 2025					

CHOWGULE STEAMSHIPS LIMITED									
CIN: L63090GA1963PLC000002									
Registered Office: 503, 5th Floor, Gahmar Apartment, Vasco Da Gama, South Goa- 403802, India,									
Tel: (+ 91 22) 2530 2030, Website: www.chowgulesteamships.co.in;									
E-mail: compliance@chowgulesteamships.co.in									
STATEMENT OF UNAUDITED STANDALONE FINANCIAL RESULTS FOR THE QUARTER AND HALF YEAR ENDED ON 30/09/2025									
(₹ in Lakhs)									
PARTICULARS	STANDALONE					Year Ended			
	Quarter Ended		Half Year Ended		Year Ended	Quarter Ended		Half Year Ended	
	30.09.2025 (Unaudited)	30.06.2025 (Unaudited)	30.09.2024 (Unaudited)	30.09.2024 (Unaudited)		30.09.2025 (Unaudited)	30.09.2024 (Unaudited)	30.09.2025 (Unaudited)	30.09.2024 (Unaudited)
Total Income	118.51	165.27	164.73	283.78	350.91	722.20			
Profit/(Loss) before tax	22.79	39.10	67.30	61.89	125.38	201.24			
Profit/(Loss) after tax	15.56	27.98	33.41	43.54	84.21	128.56			
Total Comprehensive Income for the period (Comprising profit for the period after tax and other comprehensive income after tax)	15.56	27.98	33.41	43.54	84.21	127.31			
Paid-up equity share capital (Face Value Rs. 10/- Per Share)									
"Earnings per Share (of ` 10/- each) ("non Annualised")									
(a) Basic	*0.04	*0.08	*0.09	*0.12	*0.23	0.35			
(b) Diluted	*0.04	*0.08	*0.09	*0.12	*0.23	0.35			
Notes: 1 The Company operates in only one business segment viz. Shipping. 2 Chowgule Steamships Overseas Limited Wholly owned Subsidiary is placed in liquidation. On 13th March 2025, a final meeting of CSOL members was held and resolution was passed accordingly. Notice of completion filed at the Guernsey Registry. On the same day provided no objection are received, Chowgule Steamships Overseas Limited shall be automatically dissolved from The Registry upon passing of 3 months from date of notice. On 16th June, 2025 Chowgule Steamships Overseas Limited has been dissolved from the Guernsey Registry. 3 Previous year figures have been regrouped wherever necessary. 4 The above results as reviewed by the Audit Committee were approved and taken on record by the Board of Directors at its meeting held on 12th, November 2025. 5 The results for the quarter and half year ended 30th September, 2025 are available on the Company's Website at www.chowgulesteamships.co.in and the BSE Limited website at www.bseindia.com/corporates.									
									
For and on behalf of Board of Directors of Chowgule Steamships Limited Vijay Chowgule Chairman									
Place : Mumbai Date : 12th November, 2025									

SJ CORPORATION LIMITED									
CIN : L19201MH1981PLC452533									
Corp. Office: 201, Shyam Bunglow, 199/200, Pushpa Colony, Manchubhai Road, Malad (E), Mumbai - 97.									
Email Id : sjcorporation9@yahoo.com; Tel No/Fax No. 022-235632262; Website: www.sjcorp.in									
Extract of Standalone Unaudited Financial Results for the Quarter and Half Year Ended 30th September, 2025									
(Rs. in Lacs except per share data)									
Sr. No.	Particulars	Quarter Ended		Half Year Ended		Year Ended		Year Ended	
		30-09-2025 (Unaudited)	30-06-2025 (Unaudited)	30-09-2024 (Unaudited)	30-09-2025 (Unaudited)	30-09-2024 (Unaudited)	30-09-2025 (Unaudited)	30-09-2024 (Unaudited)	31-03-2025 (Audited)
1.	Total income from operations (net)	378.71	664.05	451.82	1,042.76	716.62	1,543.24		
2.	Net Profit/(Loss) for the period (before Tax, Exceptional and / or Extraordinary Items)	(6.30)	29.64	(7.08)	23.34	(10.82)	(22.26)		
3.	Net Profit/(Loss) for the period before Tax (after Exceptional Items)	(6.30)	29.64	(7.08)	23.34	(10.82)	(22.26)		
4.	Net Profit/(Loss) for the period after Tax (after Exceptional Items)	(6.03)	29.91	(6.86)	23.88	(10.27)	(20.18)		
5.	Total comprehensive income for the period (Comprising Profit/(Loss) for the period (after tax) and Other Comprehensive Income (after tax)	(16.66)	48.76	(6.86)	32.10	2.34	(42.45)		
6.	Paid up Share Capital (FV of Rs. 1/- each fully paid up)	83.55	83.55	83.55	83.55	83.55	754.56		
7.	Other Equity								
8.	Earnings per equity share (for discontinued & continuing operations)								
1.	Basic	(0.07)	0.36	(0.08)	0.29	(0.12)	(0.24)		
2.	Diluted	(0.07)	0.36	(0.08)	0.29	(0.12)	(0.24)		
Segment Information For The Quarter and Half Year Ended 30th September, 2025									
Sr. No.	Particulars	Quarter Ended		Half Year Ended		Year Ended		Year Ended	
		30-09-2025 (Unaudited)	30-06-2025 (Unaudited)	30-09-2024 (Unaudited)	30-09-2025 (Unaudited)	30-09-2024 (Unaudited)	30-09-2025 (Unaudited)	30-09-2024 (Unaudited)	31-03-2025 (Audited)
1.	Segment Revenue (Sales/Income from each segment)	375.92	493.33	446.42	869.25	703.50	1516.10		
	a) Polished diamonds & Jewellery								
	b) Real estate & development of property	1.11	101.87	4.93	102.98	10.55	14.99		
	Total	377.03	595.20	451.35	972.23	714.05	1531.09		
2.	Segment Results (Profit/(+)/loss(-) before tax and interest from each segment)								
	a) Polished diamonds & Jewellery	1.37	3.97	7.95	5.34	14.05	19.42		
	b) Real estate & development of property	0.38	(22.68)	1.00	(22.30)	2.11	0.02		
	Total	1.75	(18.71)	8.95	(16.96)	16.16	19.44		
	Less: Finance Cost	-	-	-	-	-	-		
	Add: Other unallocable income net of unallocable expenditure	(8.05)	48.35	(16.03)	40.30	(26.98)	(41.70)		
	Total Profit / (Loss) before tax	(6.30)	29.64	(7.08)	23.34	(10.82)	(22.26)		
3.	Segment Assets								
	a) Polished diamonds & Jewellery	103.96	103.96	260.40	103.96	260.40	104.64		
	b) Real estate & development of property	98.00	99.00	303.95	98.00	303.95	222.34		
	c) Unallocated	671.62	686.99	394.22	671.62	394.22	612.14		
	Total	873.58	889.95	958.57	873.58	958.57	939.12		
4.	Segment Liabilities								
	a) Polished diamonds & Jewellery	1.08	0.56	3.00	1.08	3.00	-		
	b) Real estate & development of property	-	0.28	-	-	-	99.67		
	c) Unallocated	2.30	2.23	72.66	2.30	72.66	1.34		
	Total	3.38	3.07	75.66	3.38	75.66	101.01		
Notes : 1. The financial results of the Company have been prepared in accordance with the Companies (Indian Accounting Standards) Rules, 2015, prescribed under Section 133 of the Companies Act, 2013, and other recognised accounting practices and policies to the extent applicable. 2. The above financial results have been reviewed and recommended by the Audit Committee and have been approved by the Board of Directors at their meeting held on 13th November 2025. 3. Figures of the corresponding previous period have been regrouped, rearranged wherever necessary to conform to the comparable. 4. The Statutory Auditors of the Company have conducted a Limited Review of the above financial results for the quarter and six month ended 30th September, 2025. The statutory auditors have expressed unqualified review opinion. 5. Other Income for the quarter ended June 30, 2025 includes Rs.68.82/- Lacs, being proceeds of profit from sale of investments in property. 6. The segment assets & liability figures were inadvertently reported of earlier period instead of current quarter and year ended 31st March, 2025. The Figures have now been correctly reported to reflect the appropriate reporting. 7. The results for the quarter and year ended 30th September, 2025 are available on the BSE Limited website at www.bseindia.com/corporates and on the Company's website at www.sjcorp.in.									
By Order of the Board For SJ Corporation Limited Deepak B. Upadhyay Managing Director (DIN:02270389)									
Place : Mumbai Date : 13th November, 2025									


BRADY & MORRIS ENGG. COMPANY LIMITED						
CIN No: L29150MH1946PLC004729						
Registered Office : 'Brady House', 4 th Floor, 12-14 Veer Nariman Road Fort, Mumbai 400001. Tel.: (022) - 22048361-65 Fax : (022) - 22041855						
E-mail : bradys@mtnl.net.in Website : www.bradymorris.in						
EXTRACT OF UNAUDITED FINANCIAL RESULTS FOR THE QUARTER AND HALF-YEAR ENDED SEPTEMBER 30, 2025						
(Rs. In Lakhs except EPS)						
Sr. No.	Particulars	Quarter ended		Half Year ended		Year ended
		30.09.2025 (Unaudited)	30.06.2025 (Unaudited)	30.09.2024 (Unaudited)	30.09.2024 (Unaudited)	31.03.2025 (Audited)
1	Total Income from Operation	1,363.90	2028.48	2356.87	3392.38	4420.76
2	Net Profit/(Loss) for the period (before Tax, Exceptional items)	66.35	208.92	326.17	275.26	649.37
3	Net Profit/(Loss) for the period before tax (after Exceptional items)	66.35	208.92	326.17	275.26	649.37
4	Net Profit / (Loss) for the period after tax (after Exceptional items)	47.57	153.95	243.26	201.51	484.18
5	Total Comprehensive Income for the period [Comprising Profit / (Loss) for the period (after tax) and Other Comprehensive Income (after tax)]	47.57	153.95	243.26	201.51	484.18
6	Equity Share Capital	225.00	225.00	225.00	225.00	225.00
7	Reserves (excluding revaluation reserve) as shown in the audited balance sheet of the previous year	-	-	-	-	-
8	Earning Per Share (of Rs. 10/- each) (for continuing and discontinued operations) Basic (in Rs.)	2.12	6.84	10.81	8.96	21.52
	Diluted (in Rs.)	2.12	6.84	10.81	8.96	21.52
Notes: 1 The above results have been prepared in accordance with Indian Accounting Standards ('Ind AS'), notified under Section 133 of the Companies Act, 2013, read together with the Companies (Indian Accounting Standards) Rules, 2015. 2 The above results have been reviewed by the Audit Committee and approved by the Board of Directors at their meeting held on November 13, 2025. These results have been subjected to review by Statutory Auditors of the Company who expressed an unmodified conclusion thereon. 3 The format of the above results as prescribed in SEBI's Circular CIR/CFD/CMD/15/2015 dated 30th November, 2015 has been modified to comply with the requirements of SEBI's circular dated 5th July, 2016, Ind AS and Schedule III (Division II) of the Companies Act, 2013. 4 The segment reporting as defined in Ind AS 108 is not applicable. 5 The company does not have any subsidiary, joint venture or associate company as on September 30, 2025. Hence, the requirement to present consolidated financial results is not applicable to it. 6 Exceptional items include profit on sale of property, plant and equipment amounting to INR 2,334.82 Lakhs and net amount written off on account of cyber fraud amounting to INR 402.97 Lakhs for the year ended March 31, 2025. 7 The Statement of Cash Flow is attached as Annexure I. 8 Previous Period's figures have been regrouped / restated, wherever considered necessary to confirm current period classification.						
						
For Brady & Morris Engineering Company Ltd. Sd/- Pavan G Morarka Chairman DIN: 00174796						
Place: Mumbai Date : 13.11.2025						


MAHAAXMI SEAMLESS LIMITED									
PIPENAGAR (SUKELI) VIA NAGOTHANE, TALUKA ROHA, DIST RAIGAD, Maharashtra-402126									
CIN: L93000MH1991PLC081347; Email Id : investors@mahatubes.com									
Particulars	Quarter Ended			Six Months Ended			Year Ended		
	30th September 2025	30th June 2025	30th September 2024	30th September 2025	30th September 2024	31st March 2025			
(Refer Notes Below)	(Unaudited)	(Unaudited)	(Unaudited)	(Unaudited)	(Audited)	(Audited)			
Total Income From Operation (net)	45.28	45.16	49.06	90.44	94.06	186.32			
Net Profit / (Loss) From Ordinary Activities Before Tax	10.89	11.36	5.29	22.25	12.48	19.37			
Net Profit / (Loss) for the period After Tax (After Extraordinary item)	10.06	9.38	6.19	19.44	14.23	25.48			
Equity Share Capital (Rs.10/-Per Share)	528.14	528.14	528.14	528.14	528.14	528.14			
Earnings per equity share									
(1) Basic	0.19	0.18	0.12	0.37	0.27	0.48			
(2) Diluted	0.19	0.18	0.12	0.37	0.27	0.48			


Note: The above is an extract of detailed format of Quarterly Result filed with the stock exchanges under regulation 33 of the SEBI (Listing and other Disclosure Requirements) Regulations, 2015. the full format of the quarterly results are available on the stock exchange website. (URL of the filing)

For Mahaaixmi Seamless Ltd.
Vivek Madhavprasad Jalan
DIN - 00114795
Managing Director

Date 13th November 2025
Place : Mumbai

<div> <div> <div>CONTROL PRINT</div> <div> CONTROL PRINT LIMITED Regd. Office: C-106, Hind Saurashtra Industrial Estate, Andheri-Kurla Road, Marol Naka, Andheri (East), Mumbai 400 059. W: www.controlprint.com E-mail: companysecretary@controlprint.com Tel: +91 22 28599065/ 66938900 CIN: L22219MH1991PLC059800 </div> </div> <div> EXTRACT OF UNAUDITED STANDALONE & CONSOLIDATED FINANCIAL RESULTS FOR THE QUARTER AND HALF YEAR ENDED SEPTEMBER 30, 2025 </div> </div>													
(Rs. In lakhs except EPS)													
Sr. No.	Particulars	Standalone					Consolidated						
		Quarter ended		Half Year Ended		Year Ended	Quarter ended		Half Year Ended		Year Ended		
		30.09.2025	30.06.2025	30.09.2024	30.09.2025	30.09.2024	30.09.2025	30.06.2025	30.09.2024	30.09.2025	30.09.2024	31.03.2025	31.03.2025
		Unaudited	Unaudited	Unaudited	Unaudited	Unaudited	Unaudited	Unaudited	Unaudited	Unaudited	Unaudited	Audited	Audited
1	Total Income from Operations (Net)	10,066.32	10,909.05	9,564.63	20,975.37	18,507.89	39,503.96	11,295.91	11,156.30	10,380.30	22,452.21	20,211.58	43,141.95
2	Net Profit / (Loss) for the period Before Tax (Before Exceptional Items)	2,294.63	2,656.35	2,053.86	4,950.98	4,090.34	8,606.52	2,163.48	1,386.35	1,722.84	3,549.83	3,304.77	6,651.05
3	Net Profit / (Loss) for the period Before Tax (After Exceptional Items)	2,301.97	3,055.39	2,053.87	5,357.36	4,090.39	8,606.59	2,170.82	1,785.39	1,722.85	3,956.21	3,304.82	6,651.12
4	Net Profit / (Loss) for the period After Tax (After Exceptional Items)	1,989.84	2,126.43	1,679.60	4,116.27	3,299.72	11,963.39	1,858.72	856.46	1,348.56	2,715.18	2,514.11	10,005.24
5	Total Comprehensive Income for the period [Comprising Profit / (Loss) for the period and Other Comprehensive Income (after tax)]	1,200.31	4,288.67	1,428.67	5,488.98	3,467.02	11,342.31	1,128.44	3,846.81	1,097.63	4,975.25	2,681.41	9,323.38
6	Equity Share Capital	1,599.42	1,599.42	1,599.42	1,599.42	1,599.42	1,599.42	1,599.42	1,599.42	1,599.42	1,599.42	1,599.42	1,599.42
7	Reserves (excluding Revaluation Reserve as shown in the Balance Sheet of previous year)						41,245.69						38,803.36
8	Earnings Per Share (of Rs. 10/- each)*												
	Basic :	12.44	13.30	10.50	25.74	20.63	74.80	11.62	5.35	8.43	16.98	15.72	62.56
	Diluted :	12.44	13.30	10.50	25.74	20.63	74.80	11.62	5.35	8.43	16.98	15.72	62.56
*Not annualised excluding yearend													
Note: 1 The above is an extract of the detailed format of Unaudited financial results for the quarter and half year ended September 30, 2025 which have been reviewed by the Audit Committee and approved by the Board of Directors in their respective meetings held on November 13, 2025 and filed with the Stock Exchanges under Regulation 33 of the SEBI(Listing Obligations and Disclosure Requirements) Regulations, 2015. The full format of the aforesaid financial results are available on the website of the Company at www.controlprint.com and on the website of the BSE Limited at www.bseindia.com and National Stock Exchange of India Limited at www.nseindia.com. The Results can also be accessed by scanning the QR code provided below. 2 Financial Statements have been prepared in accordance with Indian Accounting Standards (IndAS) prescribed under Section 133 of the Companies Act, 2013 and read together with Companies (Accounting Standards IndAS) Rules issued thereafter and other recognised accounting practices and policies to the extent applicable.													
 <div>For and on behalf of the Board of Directors</div> <div>Sd/-</div> <div>Basant Kabra</div> <div>Managing Director</div> <div>DIN 00176807</div>													
Place: Mumbai Date: November 13, 2025													

<div> <div> <div>BAJAJ</div> <div> दी हिंदुस्तान हाऊसिंग कंपनी लिमिटेड मॉदणी, कार्यालय : बजाज भवन, २ रा मजला, जमनालाल बजाज मार्ग, २२६, नरिमन पॉइंट, मुंबई-४०००२९. दूरध्वनी : ६९४४४२०० सीआयएन : एल४५२००एमएच१९३४पीएलसी००२३४६, वेबसाईट : hhclibajaj.com ३० सप्टेंबर, २०२५ रोजी संपलेली तिमाही आणि अर्धवार्षिक कंपनीच्या अलेखापरिष्कृत वित्तीय निष्कर्षांच्या विवरणाचा उतारा </div> </div> </div>													
(क. लाखात)													
अ. क्र.	तपशील	संपलेली तिमाही			संपलेली अर्ध वर्ष			अ. क्र.	तपशील	संपलेली तिमाही			संपलेली अर्ध वर्ष
		३०.०९.२०२५	३०.०६.२०२५	३०.०९.२०२४	३०.०९.२०२५	३०.०९.२०२४	३०.०९.२०२४			३०.०९.२०२५	३०.०६.२०२५	३०.०९.२०२४	३०.०९.२०२४
		अलेखापरिष्कृत	अलेखापरिष्कृत	अलेखापरिष्कृत	अलेखापरिष्कृत	अलेखापरिष्कृत	अलेखापरिष्कृत			अलेखापरिष्कृत	अलेखापरिष्कृत	अलेखापरिष्कृत	अलेखापरिष्कृत
१	प्रवर्तनातून एकूण उत्पन्न (निव्वळ)	१७९.५७	२२९.९६	२०९.२४	३९३.५३	३६२.६७		२	कालावधीसाठी करपूर्व निव्वळ नफा/(तोटा)	६२.३१	११६.८३	१०६.४५	१६५.११
२	कालावधीसाठी करपूर्व निव्वळ नफा/(तोटा)	६२.३१	११६.८३	१०६.४५	१७९.५७	१६५.११		३	कालावधीसाठी करोत्तर निव्वळ नफा/(तोटा)	५०.२०	८९.१४	१२८.४३	१२८.४३
४	कालावधीसाठी एकूण सर्वसमावेशक उत्पन्न (कालावधीसाठी नफा/(तोटा) (कोरोत्तर) आणि इतर सर्वसमावेशक उत्पन्न (कोरोत्तर) धरून)	(२०९.५५)	४६२.५७	१०९४.६४	२५३.०२	१२०९.९९		५	समभाग भांडवल	६.०५	६.०५	६.०५	६.०५
५	समभाग भांडवल	६.०५	६.०५	६.०५	६.०५	६.०५		६	मुलभूत आणि सौम्यिकृत प्रती भाग प्राप्ती (रु. मध्ये) (अनन्यसाधारण बाबीपूर्वी आणि नंतर)	२०७.४४	३६८.३५	३०८.२२	५३५.७९
६	मुलभूत आणि सौम्यिकृत प्रती भाग प्राप्ती (रु. मध्ये) (अनन्यसाधारण बाबीपूर्वी आणि नंतर)	२०७.४४	३६८.३५	३०८.२२	५३५.७९	५३५.७९							
(दर्शनी मूल्य प्रत्येकी रु. २५/-)													
टिपा : १. वरील माहिती म्हणजे सेबी (लिस्टिंग ऑब्लिगेशन्स अॅन्ड अदर डिस्क्लोजर रिक्वायर्मेंट्स) रेग्युलेशन, २०१५ च्या रेग्युलेशन ३३ अंतर्गत बीएसई कडे सादर केलेल्या तिमाही वित्तीय निष्कर्षांच्या तपशीलवार विवरणाचा एक उतारा आहे. तिमाही/ अर्ध वर्ष सामावीच्या वित्तीय निष्कर्षांचे संपूर्ण विवरण स्टॉक एक्सचेंजची वेबसाईट www.bseindia.com आणि कंपनीची वेबसाईट www.hhclibajaj.com वर उपलब्ध आहे. ते खाली दिलेला क्वोआर कोड स्कॅन करून पाहता येईल.													
													
संचालक मंडळाच्या आदेशावरून दी हिंदुस्तान हाऊसिंग कं. लि. साठी महेंद्र गोहिल अध्यक्ष													
मुंबई : १३ नोव्हेंबर, २०२५													

<div> <div> <div>CHANDNI MACHINES LIMITED</div> <div> CIN:L74999MH2016PLC279940 REGISTERED OFFICE: 108/109, T.V.INDUSTRIAL ESTATE, 52, S.K. AHIRE MARG, WORLI, MUMBAI – 400030 Extract of Standalone Unaudited Financial Results for the Quarter and half year ended September 30, 2025 </div> </div> </div>													
(Rs. (in lakhs) except for Earnings Per Share)													
PARTICULARS	For the Quarter ended			For the half year ended			Year Ended						
	30.09.2025	30.06.2025	30.09.2024	30.09.2025	30.09.2024	31.03.2025							
	Unaudited	Unaudited	Unaudited	Unaudited	Unaudited	Audited							
Total Income from Operations (NET)	(11.59)	2,702.34	3,952.14	2,690.75	10,225.26	20,280.77							
Net Profit/ (Loss) for the period (before tax, Exceptional and/or Extraordinary items)	(79.85)	101.18	42.35	21.33	170.16	207.45							
Net Profit / (Loss) for the period before tax (after Exceptional and/or Extraordinary items)	(79.85)	101.18	42.35	21.33	170.16	207.45							
Net Profit/ (Loss) for the period after tax (after Exceptional and/ or Extraordinary items)	(106.34)	74.68	26.22	3.24	123.61	142.71							
Total Comprehensive Income for the period [Comprising Profit / (Loss) for the period (after tax) and other Comprehensive Income (after tax)]	(106.34)	74.68	26.22	3.24	123.61	142.71							
Equity Share Capital	322.74	322.74	322.74	322.74	322.74	322.74							
Other equity (excluding revaluation reserve)													
Earnings Per Share (before Extra-ordinary items)													
Basic:	(3.30)	2.31	0.81	0.10	3.83	4.42							
Diluted:	(3.30)	2.31	0.81	0.10	3.83	4.42							
Earnings Per Share (after Extra-ordinary items)													
Basic:	(3.30)	2.31	0.81	0.10	3.83	4.42							
Diluted:	(3.30)	2.31	0.81	0.10	3.83	4.42							
NOTES: 1) The above results were reviewed and recommended by the Audit Committee, for approval by the Board, at its meeting held on 13th November, 2025 and were approved and taken on record at the Meeting of the Board of Directors of the Company held on that date. 2) The financial results of the Company have been prepared in accordance with Indian Accounting Standards (IndAS) prescribed under Section 133 of the Companies Act, 2013 read with relevant rules thereunder and in terms of Regulation 33 of the SEBI (Listing Obligations and Disclosure Requirements) Regulations, 2015 and SEBI Circular dated July 05, 2016. 3) The Company is primarily engaged in the business of trading in engineering goods and related items, which are as per Indian Accounting Standard - 108 - "Operating Segments" is considered to be the only reportable business segment. Therefore, disclosure relating to segments is not applicable and accordingly not made. 4) Figures for previous quarters / year have been regrouped / restated where necessary. 5) The above is an extract of the detailed format of financial results for the quarter and half year ended 30th September, 2025 filed with the Stock Exchange under Regulation 33 of the SEBI (Listing Obligations and Disclosure Requirements) Regulations, 2015. The full format of the standalone financial results are available on the website of BSE at www.bseindia.com and on the Company's website at www.cml.net.in.													
													
By order of the Board For Chandni Machines Limited J.R. Mehta Managing Director (DIN:00193029)													
Place: Mumbai Date: 13-11-2025													

TATA STEEL LIMITED

Registered Office: Bombay House, 24, Homi Mody Street, Fort, Mumbai 400 001, India

Tel No: +91 22 6665 8282 **E-mail:** cosec@tatasteel.com **Website:** www.tatasteel.com

Corporate Identification Number: L27100MH1907PLC000260

NOTICE

सूचना याद्वारे देण्यात येते की, सेबी/एचओ/एमआयआरएसडी/डीओएस३/सीआयआर/पी/ २०१८/१३९, दिनांक ६ नोव्हेंबर, २०१८ आणि सेबी सक्चुरल क्र. सेबी/एचओ/एमआयआरएसडी/ एमआयआरएसडी-पीओडी/पी/सीआयआर/पी/२०२५/१७, दिनांक २ जुलै, २०२५ ला अनुसृत खालील तपशीलानुसार खालील विनंती या प्रस्तावित हस्तांतरितांची नावे सिक्चुरिटी धारकांच्या नावे धारण केलेल्या सिक्चुरिटी हस्तांतरणासाठी कंपनीला प्राम शाल्या आहेत. सदर सिक्चुरिटीज या त्याने/तिने/त्यांनी खरेदी केल्याचा दावा केला आहे आणि त्याच्या/तिच्या/त्यांच्या नावे हस्तांतरित झालेल्या नाहीत.

अ. क्र.	फोलिओ क्र.	सिक्चुरिटीचा प्रकार आणि दर्शनी मूल्य	भागधारकाचे नाव	भागधारकाचा नोंदणीकृत पत्ता	शेअर्सची संख्या	विभिन्न क्र.	प्रस्तावित हस्तांतरिताचे नाव	प्रस्तावित हस्तांतरिताचा पत्ता
१	एस१एस०११६७३०	इक्विटी आणि दर्शनी मूल्य प्रत्येकी रु. १०/-	एन चुघ	६०७, शकुंतला अपार्टमेंट्स, ५९, नेहरू प्लेस, नवी दिल्ली ११००१९	२०	३९८३५६४३५-३९८३५६४४४	धनी राम शर्मा	एमबी-२८, गली क्र. २, शाकरपूर, दिल्ली ११००९२
२	एस१एस००८९२१६		एस के गुप्ता	२/५८, तळ मजला, सुभाष नगर, नवी दिल्ली ११००२७	२१	२८६८६७६१३-२८६८६७६३२ २८६८६७६३३-२८६८६७६३३		
३	एस१एस१६२२८२		सीमा डगगा	द्वारा मे. बी के इंटरनॅशनल, २७८०, हॅमिंग्टन रोड, मोरिंगट, दिल्ली ११०००६	५	३३४०३७४०२ - ३३४०३७४०६		
४	एस१के००४५१५०		कुसुम कटारिया	ई-ए/१/३, इंदर पुरी, नवी दिल्ली ११००१२	४	२५०८०९०६८-२५०८०९०७३		
५	एस१आर०१०४६४०		राम कुमार पेरीवाल	७०, मोहन पार्क, पिपल चौक, शाहदरा, दिल्ली ११००३२	२०	३२१६१५७५०-३२१६१५७६९		
६	एस१डी०११०५६५		दयानंद सहाय	द्वारा ट्यूलिप फायनान्स लि. ३रा मजला, युनायटेड इंडिया लाइफ बिल्डिंग, एफ ब्लॉक, कॅनॉट प्लेस, नवी दिल्ली ११०००१	४००	२०३८६६२३१ - २०३८६६२८० १६३८५५१०१ - १६३८५५१५० १६३८५५१५१ - १६३८५५२०० १६३८५५२०१ - १६३८५५२५० १६३८५५२५१ - १६३८५५३०० १६३८५५३५१ - १६३८५५४०० १६३८५५४०१ - १६३८५५४५० १६३८५५४५१ - १६३८५५५००		

कांणीही व्यक्ती ज्यांचा वरील सिक्चुरिटीजच्या संदर्भात दावा असल्यास दाव्याच्या पुष्टीर्थ त्याच्या योग्य कागदोपरी पुराव्यांसह सदर तारखेपासून ३० दिवसात तिच्या नोंदणीकृत कार्यालयात कंपनीकडे असा दावा दाखल करणे आवश्यक आहे, अन्यथा कंपनी पुढील कोणतीही माहिती न देता हस्तांतरितांच्या नावे सिक्चुरिटीज हस्तांतरणाची कार्यवाही करेल.

टाटा स्टील लिमिटेड
सही/-

पार्वथीसम कांचीनाथम

कंपनी सिक्रेटरी अँड चिफ लिगल ऑफिसर

एसीएस: १५९२१

१३ नोव्हेंबर, २०२५

मुंबई

TATA STEEL